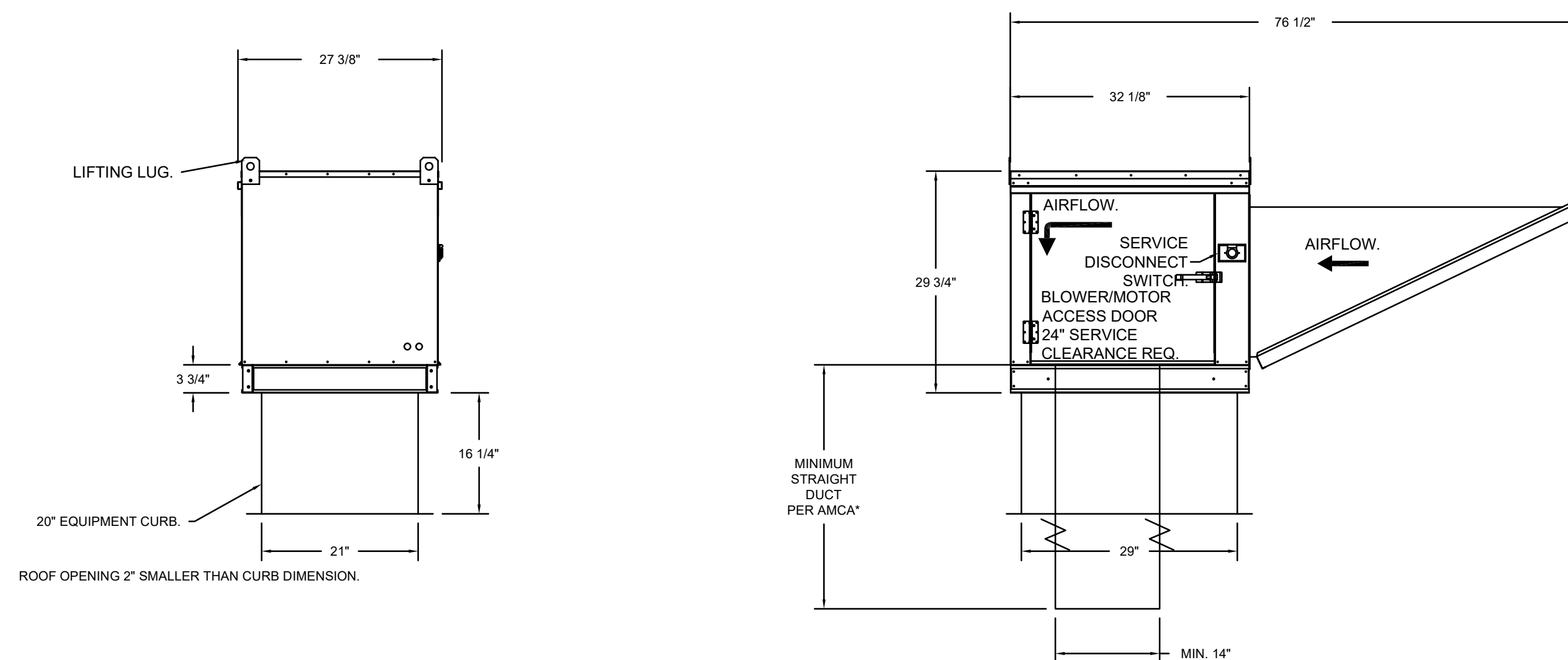
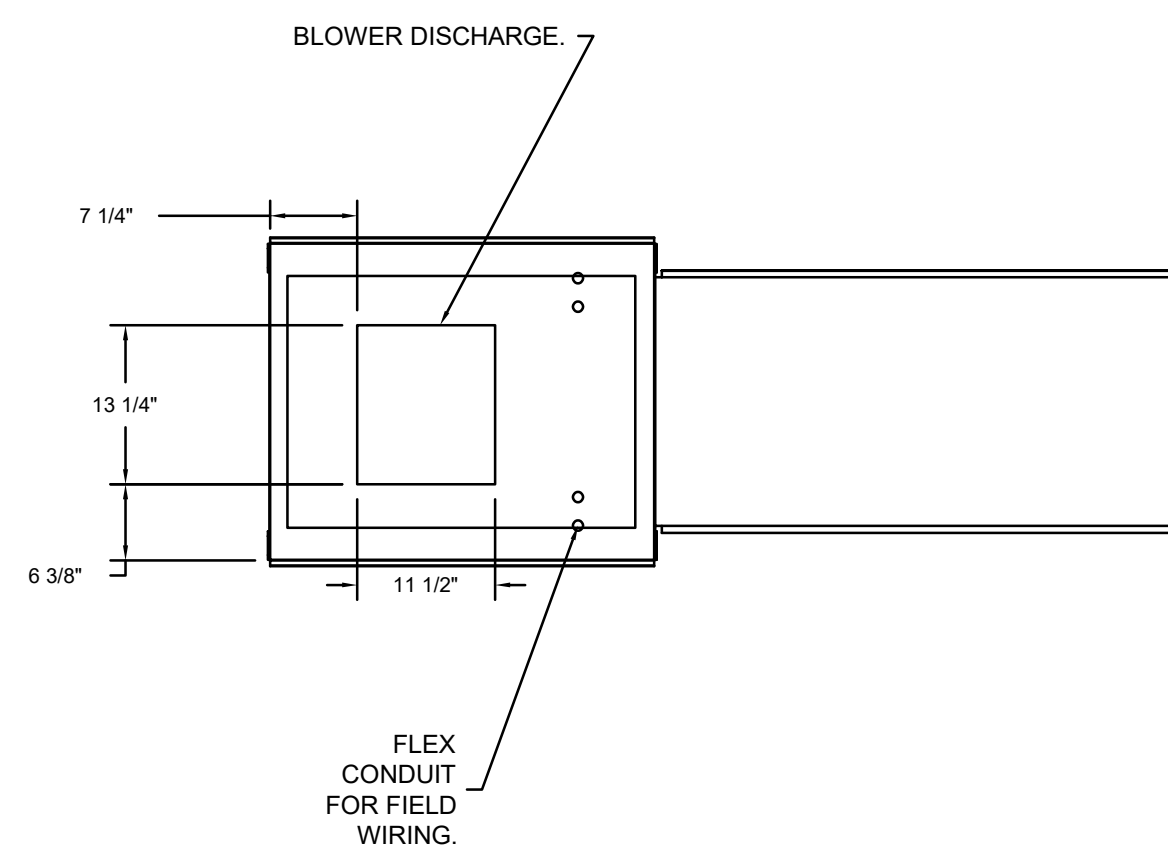
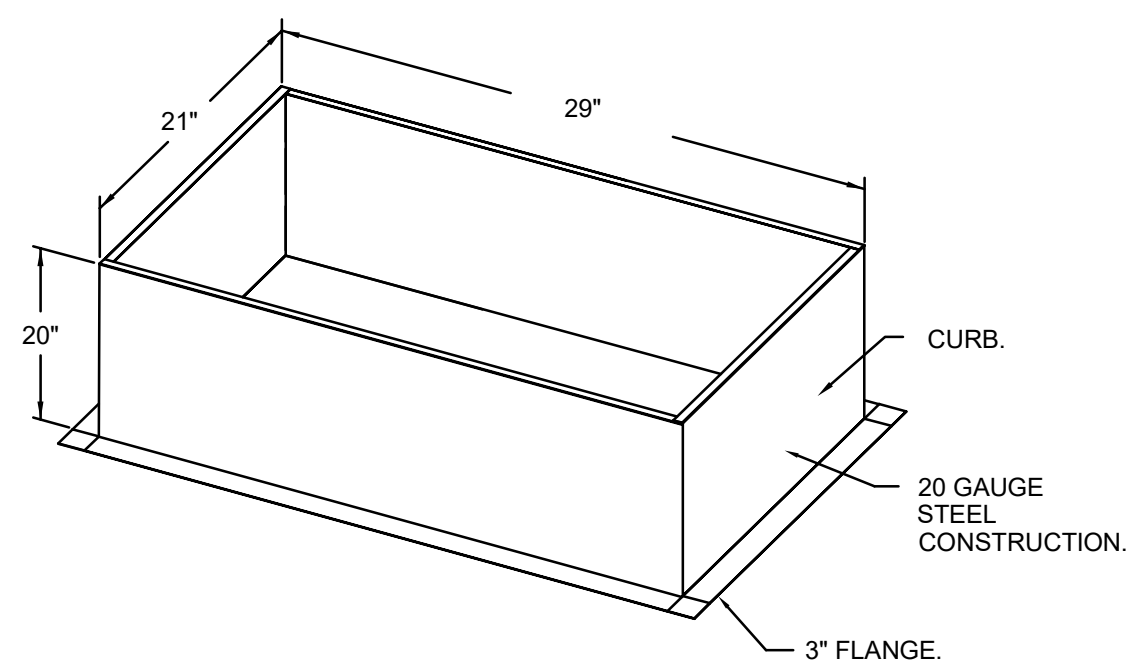


*NOTE: SUPPLY DUCT MUST BE INSTALLED TO MEET SMACNA STANDARDS. A MINIMUM STRAIGHT DUCT LENGTH MUST BE MAINTAINED DOWNSTREAM OF UNIT DISCHARGE AS OUTLINED IN A/CMA PUBLICATION 2011. WHEN USING RECTANGULAR DUCTWORK, ELBOWS MUST BE RADIUS THROAT, RADIUS BACK WITH TURNING VANES. FLEXIBLE DUCTWORK AND SQUARE THROAT/SQUARE BACK ELBOWS SHOULD NOT BE USED. ANY TRANSITION AND/OR TURNS IN THE DUCTWORK WILL CAUSE SYSTEM EFFECT. SYSTEM EFFECT WILL DRASTICALLY INCREASE STATIC PRESSURE AND REDUCE AIRFLOW. DO NOT RELY ON UNIT TO SUPPORT DUCT IN ANY WAY. FAILURE TO PROPERLY SIZE DUCTWORK MAY CAUSE SYSTEM EFFECTS AND REDUCE PERFORMANCE OF THE EQUIPMENT. SUGGESTED SUPPLY STRAIGHT DUCT SIZE IS 14" x 14".



OPTIONS:
- FULL BOTTOM CORNERS.



IF THE DUCT OR CHIMNEY IS WITHIN 18 INCHES OF COMBUSTIBLE MATERIAL, PROVIDE UL-2221 OR UL-103 HT LISTED DOUBLE WALL GREASE DUCT OR DOUBLE WALL CHIMNEY EQUAL TO CAPTIVEAIRE SYSTEMS MODEL "DW- 2R, 2R TYPE HT, 3R, OR 3Z" ROUND 20 GAUGE 430 STAINLESS INNER DUCT INSULATED WITH A 24 GAUGE 430 STAINLESS OUTER SHELL.

APPROVED AS NOTED ☐

APPROVED WITH NO EXCEPTION TAKEN ☐

REVISE AND RESUBMIT ☐

SIGNATURE _____

YOUR TITLE _____ DATE _____

CLOSED POSITION

FAN.

GREASE BOX COVER.

HINGE KIT (OPTIONAL).

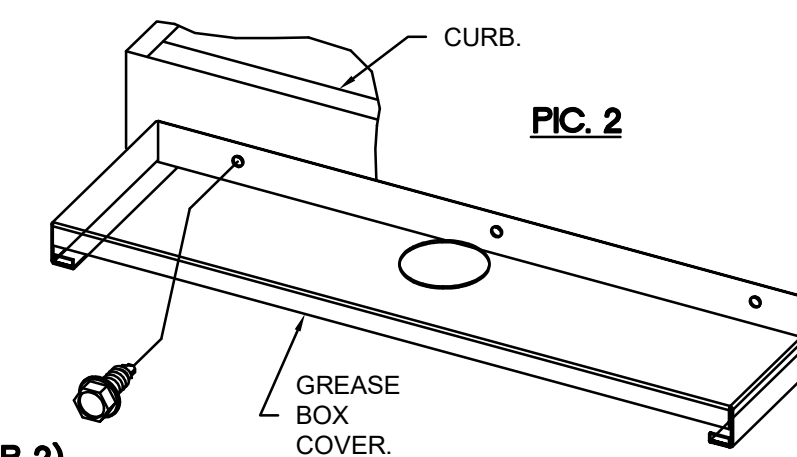
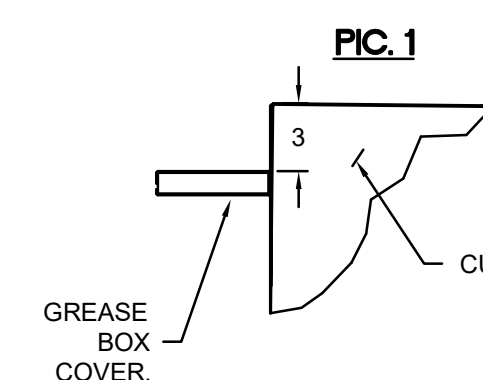
CURB.

GREASE PIPE.

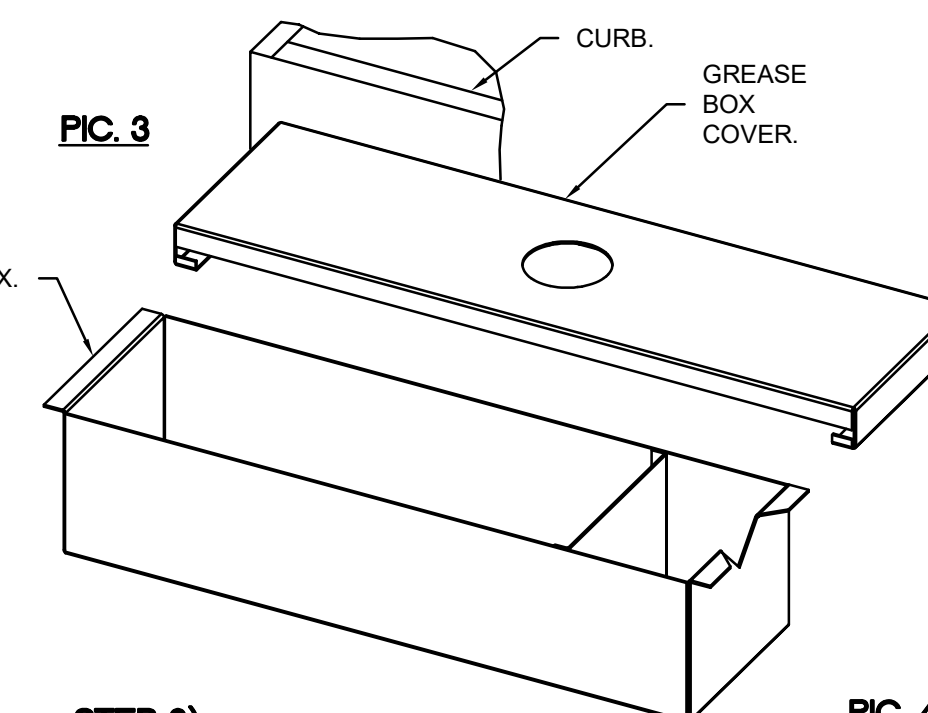
GREASE BOX.

OPEN POSITION

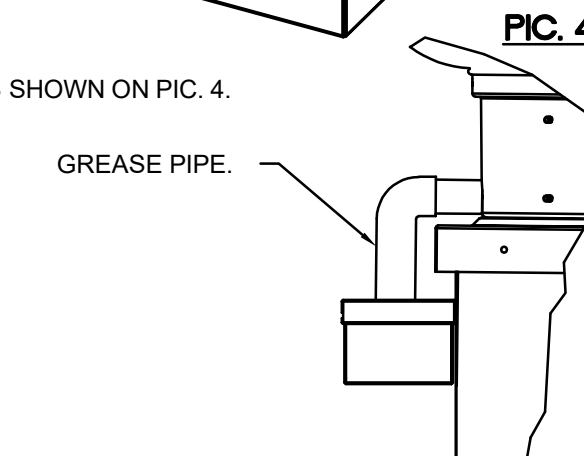
ATTACH GREASE BOX COVER TO THE CURB,
HOLD 3" DIMENSION AS SHOWN ON PIC. 1.
SCREW GREASE BOX COVER TO CURB USING (3) LONG (3/4" LG.)
SCREWS AS SHOWN ON PIC. 2.



ATTACH GREASE BOX TO GREASE BOX COVER, SLIDE AND DROP.
AS SHOWN ON PIC. 3.



INSTALL GREASE PIPE AS SHOWN ON PIC. 4.



*NOTE: UL 705 INSTALL.



Project No. 26019



Project No. 0225
 Drawn By: EM
 Approved By: CC
 Preliminary Date: _____
 Release Date: MARCH 31, 2026
 File: _____

WAYNE LAWRENCE COCO, AIA, ARCHITECT, L.L.C.

P.O. BOX 111 - 510 MAIN ST.
SIMMESPORT, LOUISIANA 71369
318.359.3732 / FAX 318.941.2821

Coco & Company

Logo & Con

**FUTURE FARMERS OF AMERICA
CONFERENCE CENTER**

MANSURA, LOUISIANA AT OLD RIVER

Sheet Number:

M3.5

30 of 40